



CYCLICAL
OUTLOOK
APRIL 2024

Diverging Markets, Diversified Portfolios

With the paths of major economies
poised to diverge, we believe it
is critical to actively seek out
investment opportunities globally.



WRITTEN BY:**Tiffany Wilding**

Managing Director
Economist

Andrew Balls

Chief Investment Officer
Global Fixed Income

The global investment landscape is set to be transformed in the months ahead as the trajectories of major economies diverge more noticeably. Central banks, which tightened policy in unison to curb the pandemic inflationary spike, will likely follow varied paths when cutting interest rates. While many large, developed market (DM) economies are slowing, the U.S. has maintained its surprisingly strong momentum, with several supportive factors poised to persist.

Those growth drivers could keep U.S. inflation lingering above the Federal Reserve's 2% target over our six- to 12-month cyclical horizon. We still expect the Fed to start normalizing policy at midyear, similar to other DM central banks. However, the Fed's subsequent rate-cutting path could be more gradual.

An economic soft landing remains achievable in the U.S. Indeed, market pricing for both equities and the Fed's terminal policy rate appears to largely rule out the possibility of a recession. Yet we believe risks in both directions – from recession to rekindled inflation – remain magnified in the aftermath of unprecedented global shocks to supply and demand.

Amid this uncertainty, bonds offer attractive nominal and inflation-adjusted yields, plus the potential to weather a variety of economic conditions. Given today's flat yield curves, we believe intermediate maturities can offer a sweet spot between cash, where yields are fleeting and will decline when central bank rate cuts begin, and long-duration bonds, which could face pressure from rising bond supply needed to finance growing sovereign debt.

We see bond markets outside the U.S. as particularly attractive, based on our view that inflation risks are less pronounced in the rest of DM while recession risks loom larger. We particularly like the U.K., Australia, and Canada. Given U.S. resilience, we favor the U.S. dollar over the euro and other European currencies.

We continue to favor U.S. agency mortgage-backed securities and other high quality assets for their attractive yield and return potential. With interest rates elevated, we see greater pressure on both corporate borrowers and traditional lenders such as banks. Within private markets, we see increasing opportunities in asset-based and specialty finance.

Today's environment underscores the importance of global diversification, prudent risk mitigation, and constructing resilient portfolios through active management. We expect the traditional inverse correlation between stocks and bonds to resume, with the potential for fixed income investments to appreciate if the pricing of recession risk rises again.

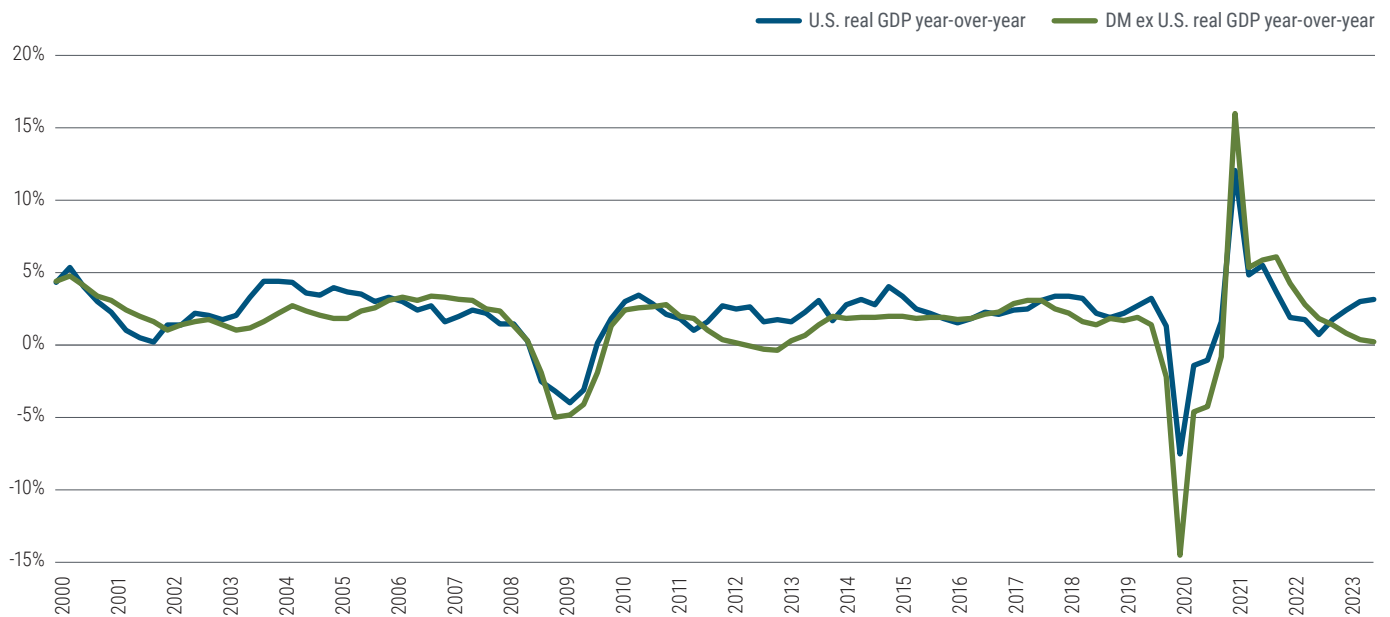


Economic outlook: U.S. exceptionalism may persist amid global stagnation

In our January 2024 *Cyclical Outlook*, “[Navigating the Descent](#),” we projected stagnant to modestly contractionary global economic conditions this year as the effects of tight monetary policy took hold. So far, that scenario has generally played out

across all DM economies – except the U.S. Despite technical recessions in the U.K., Sweden, and Germany, and stagnant growth elsewhere, the U.S. economy has carried its surprising 2023 strength into early 2024 (see Figure 1).

Figure 1: Economic growth has diverged between the U.S. and other developed markets



Source: Haver Analytics, PIMCO as of March 2024. Developed markets include the euro area, U.K., Australia, and Canada.

We believe that U.S. growth has likely peaked and will gradually decelerate toward the rest of DM this year. Yet the factors that have contributed to U.S. resilience could continue to support the (still-slowing) U.S. economy for a while longer. We would argue that there are five main factors at play:

1) LARGER PANDEMIC-RELATED FISCAL STIMULUS AND STILL-ELEVATED FEDERAL DEFICITS HAVE BOLSTERED U.S. DEMAND RELATIVE TO OTHER REGIONS.

To be sure, U.S. savings balances have dwindled materially, especially for households at middle or lower income levels,

and will continue to be eroded by above-target inflation rates over our cyclical horizon – further reason to believe that U.S. growth will slow.

However, estimated savings balances in other DM countries are more fully depleted. U.S. consumers have also been increasingly willing to take on more debt to smooth consumption. Therefore, some cyclical outperformance in the U.S. may continue.

2) OTHER ECONOMIES ARE PROVING MORE SENSITIVE THAN THE U.S. TO HIGHER INTEREST RATES.

In other DM economies, the pass-through of monetary policy happens rapidly via higher interest costs on consumer debt and shorter-term, floating-rate mortgages. By contrast, U.S. households with low fixed-rate mortgages have been more insulated from Fed hikes, while benefiting from higher yields on savings. Furthermore, tighter credit conditions and declining economy-wide credit flows haven't had the usual effect of slowing growth, as still-elevated savings from government transfers have reduced dependence on credit.

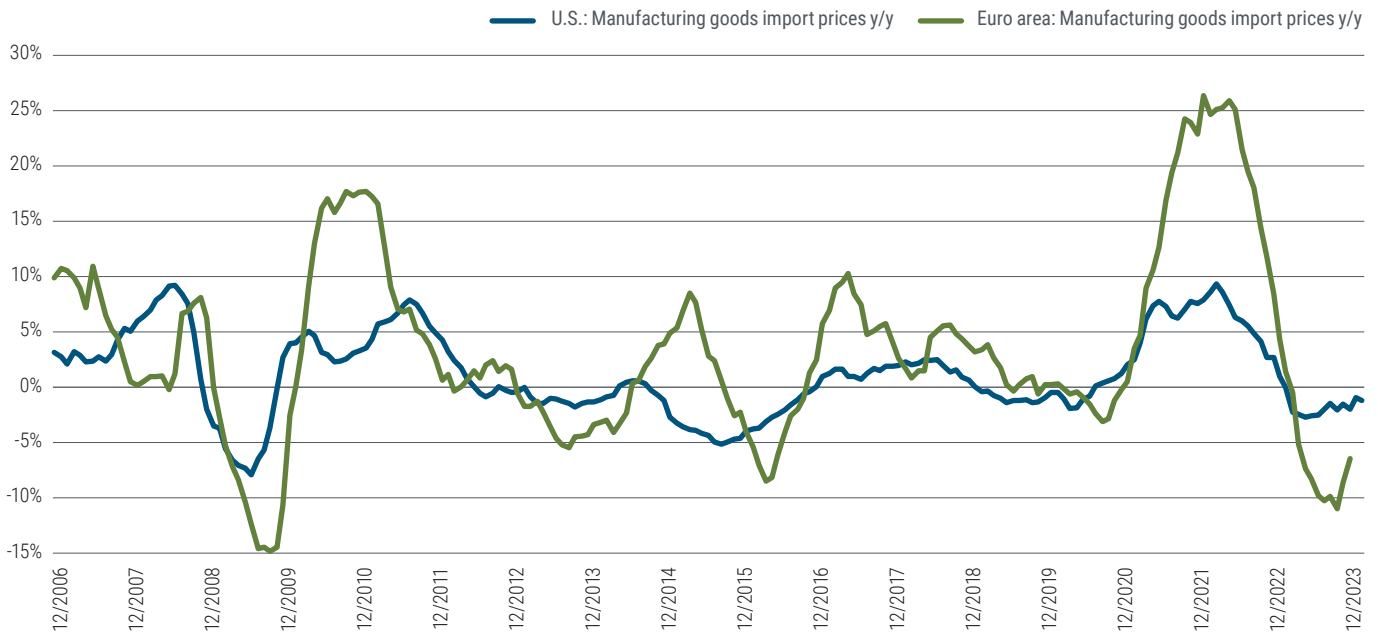
Despite weakness in U.S. regional banks, most holders of high quality, low-rate bonds – including the Fed, large banks, foreign reserve managers, and households (to name a few) – have weathered well the mark-to-market losses of higher rates without triggering a systemic event. Other areas of the economy that are more rate-sensitive, including the commercial real estate (CRE) and bank loan markets, remain a source of potential fragility. Overall, we believe these risks to the broader U.S. economy are manageable.

3) EUROPE AND SOUTHEAST ASIA APPEAR LESS INSULATED THAN THE U.S. FROM CHINESE IMPORT COMPETITION.

Recent U.S. legislation, such as the 2022 Inflation Reduction Act (IRA), has promoted U.S.-based industries, notably through tax credits contingent upon domestic production. The U.S. also relies less on exports for economic growth than many countries, while it benefits from access to affordable domestic energy sources. Additionally, the U.S. continues to impose tariffs on Chinese exports.

To sustain its growth objectives amid a deep property sector downturn, China has capitalized on its ability to subsidize its manufacturers. That has allowed producers to export inexpensive goods, especially in renewable energy investment categories such as electric vehicles and solar infrastructure. This will likely contribute to global deflationary forces, with varying regional impacts (see Figure 2).

Figure 2: Import prices for goods manufactured abroad have fallen more in Europe than in the U.S.



Source: Haver Analytics, PIMCO as of March 2024

China is also seeking to broadly increase its production efficiency in lower-quality goods. Southeast Asian countries that have benefited from Western supply chain diversification could face pressure. At the same time, China has made high-end manufacturing a policy priority. The euro area, and Germany in particular, appear to be at a relative disadvantage.

4) U.S. COMPANIES ARE AT THE FOREFRONT OF AI TECHNOLOGIES, CREATING SIGNIFICANT WEALTH EFFECTS EVEN BEFORE PRODUCTIVITY GAINS ARE REALIZED.

The U.S.'s leading position in the global AI innovation race is supported by a vibrant startup ecosystem, substantial private equity funding, and advanced semiconductor manufacturing technology. U.S. export controls, though imperfect, will likely continue to restrict China's progress.

The AI boom could be somewhat inflationary in the near term – based on the demand-boosting wealth effect of strong equity performance and deep pools of available capital – before the deflationary impact from higher productivity sets in. We are optimistic that AI can generate productivity gains over our longer-term secular horizon, even as questions about implementation lags and magnitude remain.

5) THE BALANCE OF RISKS FOR THE OUTCOME OF THE U.S. PRESIDENTIAL ELECTION LEANS TOWARD POLICIES THAT WOULD BE marginally SUPPORTIVE OF U.S. GROWTH AND POTENTIALLY DETRIMENTAL ELSEWHERE.

The U.S. election in November looms as an inflection point for global geopolitics and trade, with shifting risks to the investment landscape that we will continue to monitor.

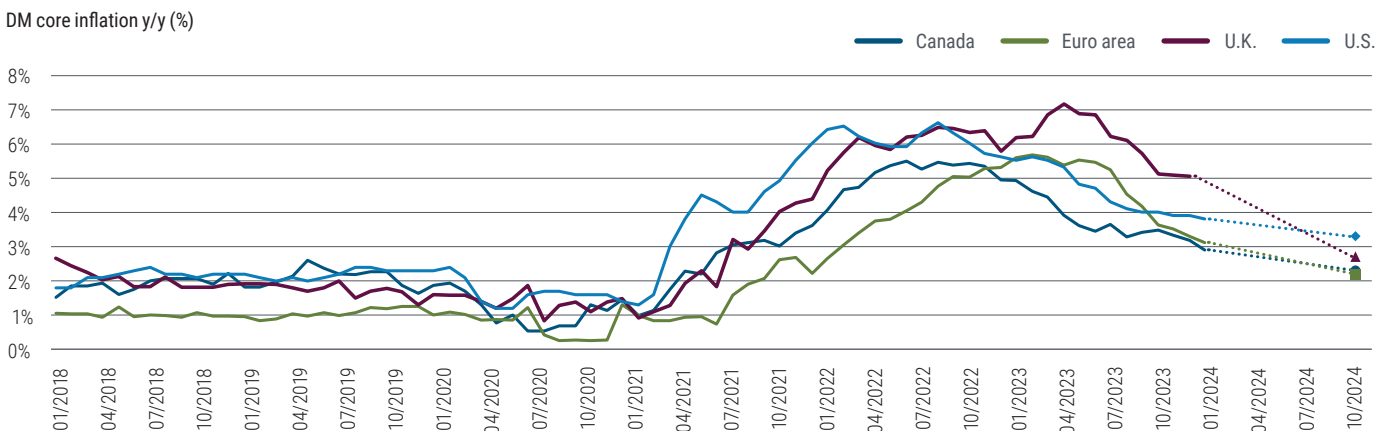
Another Donald Trump presidency would likely put pressure on NATO and focus on more aggressive protectionist trade policies. This, coupled with domestic deregulation and an extension in certain tax cuts, could support U.S. growth and inflation cyclically, despite potential longer-term costs to domestic productivity and economic dynamism.

If President Joe Biden were to win another term, he would likely extend many of the 2017 Trump tax cuts, expand the Child Tax Credit, and keep, if not grow, the U.S.-oriented industrial policies put into place in his first administration.

IMPLICATIONS FOR INFLATION AND GLOBAL DIVERGENCE

Those factors supporting relative U.S. growth are also likely to contribute to stickier inflation in the U.S. in 2024. As inflation cools globally (see Figure 3), we believe core consumer price index (CPI) inflation in the U.S. may end the year in the area of 3% to 3.5%. Personal consumption expenditures (PCE) inflation, the Fed's preferred gauge, could be in the 2.5% to 3% area at year-end, in our view, while inflation in the euro area could average 2% to 2.5%.

Figure 3: DM inflation has cooled at varying rates

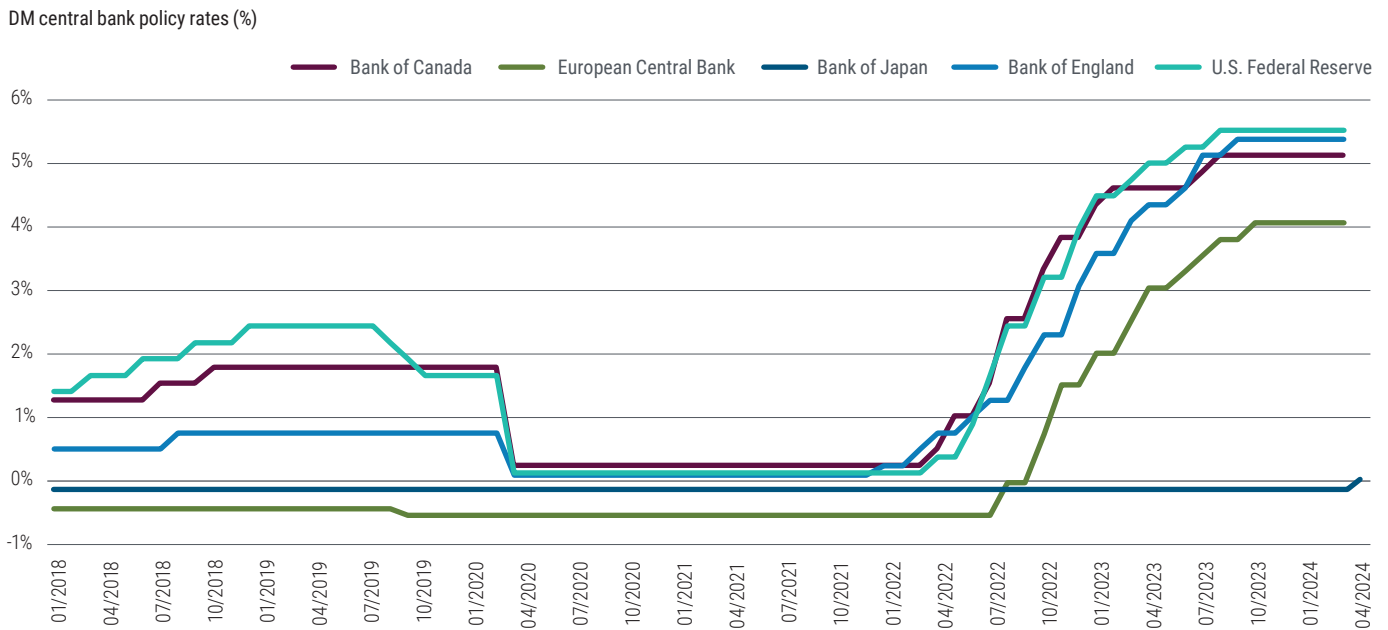


Source: Haver Analytics, PIMCO as of March 2024. Dots at right represent PIMCO forecasts for the fourth quarter of 2024.

With policy rates at cyclical peaks (see Figure 4), DM central banks are broadly signaling a midyear start to their easing cycles. (For details, see our March blog post, “[One Hike, Three Hints, and a Surprise Rate Cut.](#)”). We believe the pace of subsequent cuts could be faster, and the year-end 2025 destination rate could be lower, outside the U.S.

Although a soft landing that avoids recession appears within reach across regions, significant uncertainties remain. A positive shift in economic supply, decelerating inflation, and falling rates have been key characteristics of past soft landings, according to our analysis of central bank rate-hiking cycles from the 1960s to today. All of these elements gained traction in 2023.

Figure 4: DM central bank policy rates will likely diverge after rising in relative unison



Source: Haver Analytics, PIMCO as of March 2024

Nevertheless, when examining the distribution of risks, we expect both inflation and recession risks to remain higher than usual in the wake of the unique disruptions caused by the pandemic. In the U.S., persistent inflationary risks look most elevated. Elsewhere, recession risks are still a chief concern.

A critical factor will be the degree of leeway central banks have in tolerating inflation levels that exceed their stated targets. The Fed, unlike other central banks focused solely on price stability, has a broader dual mandate that includes managing the trade-off between inflation and employment.

As a result, it would likely take a *notable* reacceleration in U.S. inflation across a broad range of components for the Fed to consider hiking rates again, which officials have indicated they would prefer not to do.

That suggests the balance of risks related to Fed policy may tilt toward more rate cuts, despite remarkably resilient labor markets, which in turn may support somewhat above-target inflation for a while longer. The extent to which the Fed is willing to accept somewhat above-target inflation for any extended period remains a key question for the outlook.

Investment implications: seeking global opportunities

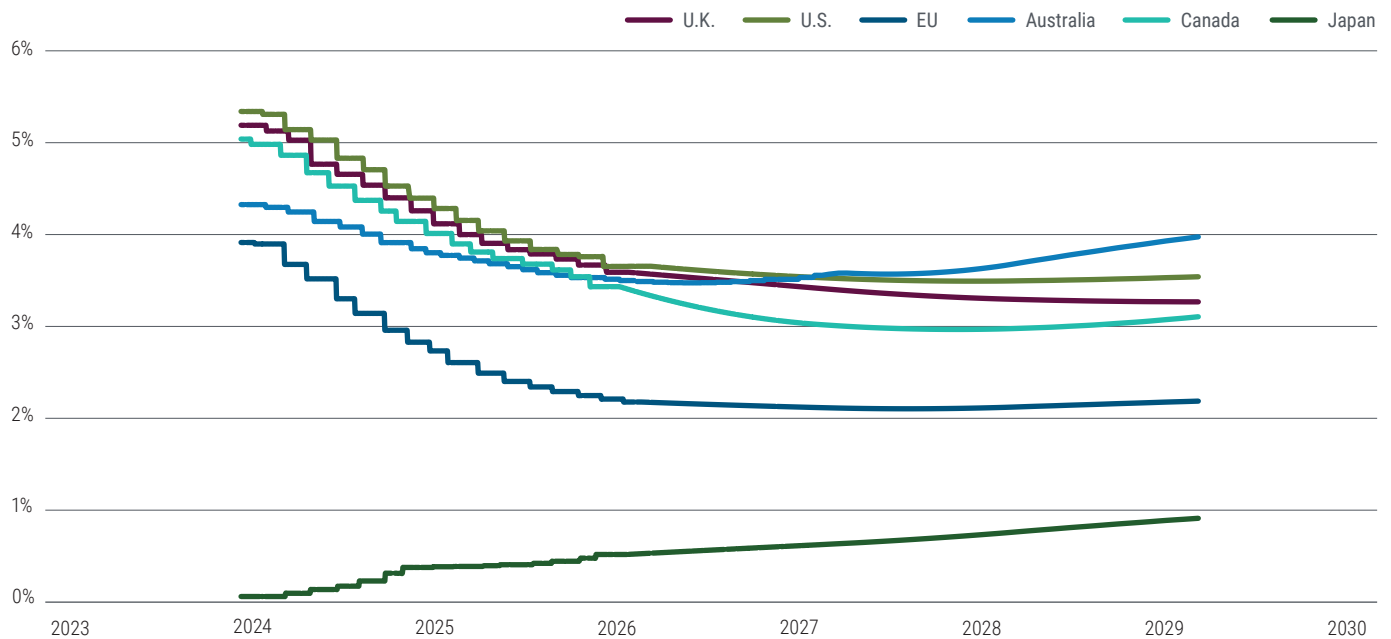
The outlook for fixed income investing remains appealing, given elevated nominal and real (inflation-adjusted) yield levels and bonds' potential to withstand many economic scenarios. Our view that economic risks are more skewed to the upside in the U.S., and to the downside in the rest of DM, leads us to a greater-than-usual focus on bond markets outside the U.S.

There is little difference today between yields on short- and long-dated bonds. That uncommonly flat yield curve means investors

can find value without significantly extending duration, a gauge of sensitivity to changes in interest rates that generally coincides with extending maturity.

Short maturities – in the U.S. and elsewhere – price in comparatively low recession risk over the next few years, when comparing expected terminal policy rates with standard estimates for neutral rates (see Figure 5).

Figure 5: Pricing of interest rate forwards doesn't anticipate near-zero DM terminal policy rates



Source: Bloomberg as of March 2024

We expect a more normal pattern of negative correlation between bonds and equities to reassert itself, with the potential for fixed income to outperform in the event that the pricing of recession risk rises again. For example, Chair Jerome Powell in March said the Fed is poised to cut rates if unemployment rises, even if inflation remains above the Fed's target, potentially supporting bonds in a downside economic scenario that could challenge riskier assets.

Intermediate maturities offer attractive yields along with potential price appreciation if bonds rally. They also appear compelling at a time when cash yields are poised to fall if central banks cut rates from current elevated levels.

DURATION AND YIELD CURVE

To illustrate our views on duration and the yield curve, it helps to review how our stance has evolved. Last October, when the 10-year U.S. Treasury yield rose toward 5%, we said duration looked attractive while yields appeared high relative to our expectations. Then in December, a shift in Fed communication temporarily caused front-end rate markets to price in greater central bank easing than we anticipated.

Today, with the U.S. 10-year yield around 4.25%, we remain broadly neutral on duration. We also see the pricing of short-dated yields as broadly fair and in line with our expectations for the baseline over our cyclical horizon.

We maintain a slight duration underweight in U.S. and global core bond portfolios, reflecting a recent market rally,

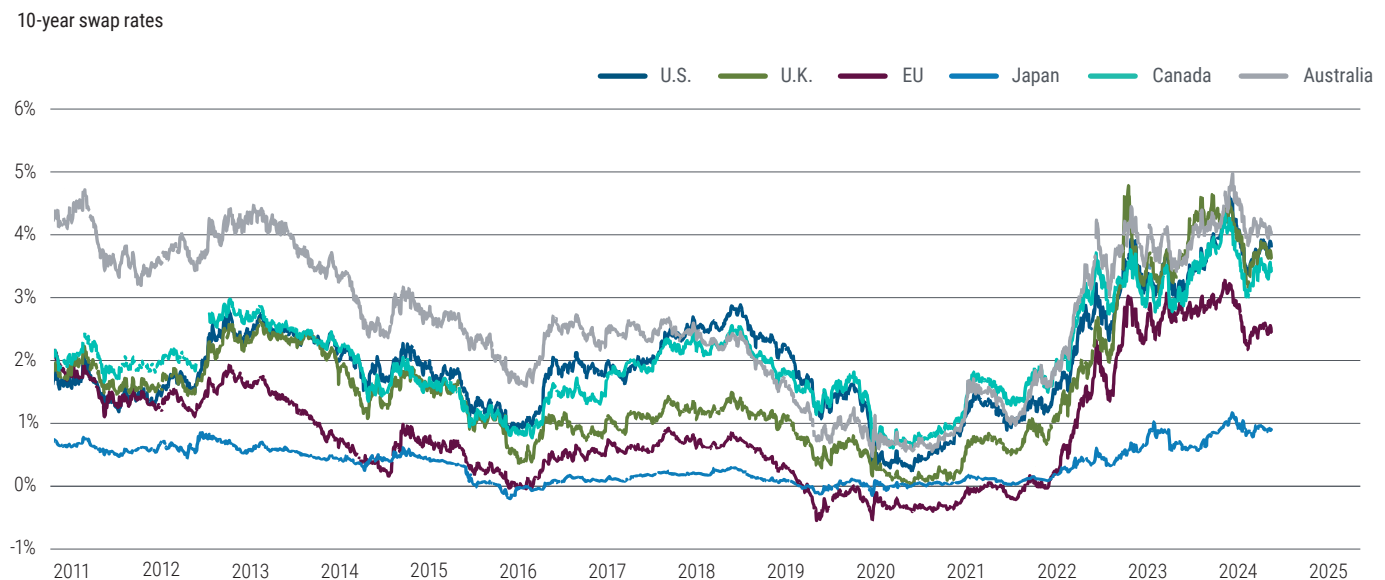
but our focus remains on strategies related to global relative value and yield curve positioning. We have an underweight view toward the long end of the U.S. curve due to concerns about fiscal policy and Treasury supply (for more, see our February *PIMCO Perspectives*, "[Back to the Future: Term Premium Poised to Rise Again, With Widespread Asset Price Implications](#)").

Treasury Inflation-Protected Securities (TIPS) offer reasonably priced protection against upside U.S. inflation scenarios.

REGIONAL DIVERSIFICATION

While we still find many areas of U.S. bond markets attractive, we currently favor DM outside the U.S., including countries such as Australia, the U.K., and Canada (see Figure 6), which we see as valuable global diversifiers.

Figure 6: Sovereign bond yield comparison based on 10-year swap rates



Source: Bloomberg, PIMCO as of March 2024

In Australia, the central bank has removed its policy-tightening bias. Yet the path of rate cuts priced into the forward curve looks relatively shallow versus other markets, especially given Australia's elevated household leverage and floating mortgage rates that foster more direct transmission of monetary policy changes into the economy.

We see U.K. duration as attractive given current valuation, an improving inflation picture, and the potential for the Bank of England to deliver more cuts than are currently priced into markets. Similarly, in Canada, we see the balance of risks skewed toward greater central bank easing compared with current market pricing given an improved inflation outlook.

European markets look somewhat less attractive but offer important benefits such as liquidity (market depth and the ease of buying and selling assets) and diversification. They could also perform well if upside U.S. economic risks or downside European risks are realized.

In the eurozone, we see expectations for the European Central Bank (ECB) and the level of 10-year yields as broadly fair versus the U.S. in our baseline economic scenario. Yet we see the balance of risks as leaning toward weaker economic performance and more easing from the ECB. We also prefer the U.S. dollar over the euro and other European currencies such as the Swiss franc and the Swedish krona, anticipating further U.S. economic exceptionalism.

In keeping with the theme of global divergence, the Bank of Japan's policy tightening leads us to a modestly underweight view on Japan duration (for more, see our March blog post, "[Bank of Japan's Policy Shift Ushers in a New Era for Investors](#)").

Emerging market (EM) debt offers an attractive source of carry and diversification amid supportive global economic and monetary policy conditions. That said, we find relatively less value in local and external EM debt today when compared with DM. We believe currency exposure is currently the best way to express our EM outlook.

EMPHASIS ON CREDIT QUALITY

Looking at other areas, we continue to view U.S. agency mortgage-backed securities (MBS) as very attractive. More broadly, we continue to favor high quality non-agency MBS, commercial mortgage-backed securities (CMBS), and asset-backed securities (ABS).

We expect to be overweight in credit derivative indices, high quality financial and industrial debt, and select high yield bonds. Active investment management and independent credit analysis can help identify winners and losers among companies and sectors in today's economic landscape (for more, see our February video, "[High Quality Credit Opportunities](#)").

Given the yields available on high quality credit, we continue to urge caution on lower-quality and less liquid corporate positions that are more economically sensitive and would be vulnerable if downside risks materialize.

In private credit markets, we continue to favor high quality, asset-based lending, as the theme of bank retrenchment continues to play out amid elevated interest rates and a complex regulatory backdrop. We favor various forms of residential mortgage and consumer lending, aviation finance, and broader opportunities to partner with banks as they seek to dispose of diversified portfolios of performing asset-based credit.

Challenges in the existing stock of private credit will also create opportunities for flexible capital. This is especially true in floating-rate real estate and corporate credit markets, as elevated interest rates pose challenges for certain highly levered borrowers. We expect an attractive environment to deploy capital opportunistically, focusing on hybrid investments that have a combination of debt-like characteristics, with potential for equity-like upside.

In summary, our strategy reflects a cautious yet opportunistic approach to navigating a divergent economic landscape, emphasizing global diversification with a focus on quality and value.

About our forums

PIMCO is a global leader in active fixed income with deep expertise across public and private markets. Our [investment process](#) is anchored by our Secular and Cyclical Economic Forums. Four times a year, our investment professionals from around the world gather to discuss and debate the state of the global markets and economy and identify the trends that we believe will have important investment implications. In these wide-reaching discussions, we apply behavioral science practices in an effort to maximize the interchange of ideas, challenge our assumptions, counter cognitive biases, and generate inclusive insights.

At the Secular Forum, held annually, we focus on the outlook for the next five years, allowing us to position portfolios to benefit from structural changes and trends in the global economy. Because we believe diverse ideas produce better investment results, we invite distinguished guest speakers – Nobel laureate economists, policymakers, investors, and historians – who bring valuable, multidimensional perspectives to our discussions. We also welcome the active participation of the PIMCO Global Advisory Board, a team of world-renowned experts on economic and political issues.

At the Cyclical Forum, held three times a year, we focus on the outlook for the next six to 12 months, analyzing business cycle dynamics across major developed and emerging market economies with an eye toward identifying potential changes in monetary and fiscal policies, market risk premiums, and relative valuations that drive portfolio positioning.

Past performance is not a guarantee or a reliable indicator of future results.

All investments contain risk and may lose value. Investing in the **bond market** is subject to risks, including market, interest rate, issuer, credit, inflation risk, and liquidity risk. The value of most bonds and bond strategies are impacted by changes in interest rates. Bonds and bond strategies with longer durations tend to be more sensitive and volatile than those with shorter durations; bond prices generally fall as interest rates rise, and low interest rate environments increase this risk. Reductions in bond counterparty capacity may contribute to decreased market liquidity and increased price volatility. Bond investments may be worth more or less than the original cost when redeemed. **Inflation-linked bonds (ILBs)** issued by a government are fixed income securities whose principal value is periodically adjusted according to the rate of inflation; ILBs decline in value when real interest rates rise. **Treasury Inflation-Protected Securities (TIPS)** are ILBs issued by the U.S. government. Investing in **foreign-denominated and/or -domiciled securities** may involve heightened risk due to currency fluctuations, and economic and political risks, which may be enhanced in emerging markets. **Currency rates** may fluctuate significantly over short periods of time and may reduce the returns of a portfolio. **Mortgage- and asset-backed securities** may be sensitive to changes in interest rates, subject to early repayment risk, and while generally supported by a government, government-agency or private guarantor, there is no assurance that the guarantor will meet its obligations. **High yield, lower-rated securities** involve greater risk than higher-rated securities; portfolios that invest in them may be subject to greater levels of credit and liquidity risk than portfolios that do not. **Alternatives** involve a high degree of risk and prospective investors are advised that these strategies are appropriate only for persons of adequate financial means who have no need for liquidity with respect to their investment and who can bear the economic risk, including the possible complete loss, of their investment. **Private credit** involves an investment in non-publicly traded securities which may be subject to illiquidity risk. Portfolios that invest in private credit may be leveraged and may engage in speculative investment practices that increase the risk of investment loss. The value of **real estate** and portfolios that invest in real estate may fluctuate due to: losses from casualty or condemnation, changes in local and general economic conditions, supply and demand, interest rates, property tax rates, regulatory limitations on rents, zoning laws, and operating expenses. **Bank loans** are often less liquid than other types of debt instruments and general market and financial conditions may affect the prepayment of bank loans, as such the prepayments cannot be predicted with accuracy. There is no assurance that the liquidation of any collateral from a secured bank loan would satisfy the borrower's obligation, or that such collateral could be liquidated. **Equities** may decline in value due to both real and perceived general market, economic and industry conditions. **Derivatives** may involve certain costs and risks, such as liquidity, interest rate, market, credit, management and the risk that a position could not be closed when most advantageous. Investing in derivatives could lose more than the amount invested. The **credit quality** of a particular security or group of securities does not ensure the stability or safety of the overall portfolio. **Management risk** is the risk that the investment techniques and risk analyses applied by an investment manager will not produce the desired results, and that certain policies or developments may affect the investment techniques available to the manager in connection with managing the strategy. **Diversification** does not ensure against loss.

Statements concerning financial market trends or portfolio strategies are based on current market conditions, which will fluctuate. There is no guarantee that these investment strategies will work under all market conditions or are appropriate for all investors and each investor should evaluate their ability to invest for the long term, especially during periods of downturn in the market. Investors should consult their investment professional prior to making an investment decision. Outlook and strategies are subject to change without notice.

Forecasts, estimates and certain information contained herein are based upon proprietary research and should not be considered as investment advice or a recommendation of any particular security, strategy or investment product. There is no guarantee that results will be achieved.

Carry is the rate of interest earned by holding the respective securities. **Correlation** is a statistical measure of how two securities move in relation to each other. **Duration** is the measure of a bond's price sensitivity to interest rates and is expressed in years.

This material contains the opinions of the manager and such opinions are subject to change without notice. This material has been distributed for informational purposes only and should not be considered as investment advice or a recommendation of any particular security, strategy or investment product. Information contained herein has been obtained from sources believed to be reliable, but not guaranteed.

PIMCO as a general matter provides services to qualified institutions, financial intermediaries and institutional investors. Individual investors should contact their own financial professional to determine the most appropriate investment options for their financial situation. This is not an offer to any person in any jurisdiction where unlawful or unauthorized. | **Pacific Investment Management Company LLC**, 650 Newport Center Drive, Newport Beach, CA 92660 is regulated by the United States Securities and Exchange Commission. | **PIMCO Europe Ltd (Company No. 2604517, 11 Baker Street, London W1U 3AH, United Kingdom)** is authorised and regulated by the Financial Conduct Authority (FCA) (12 Endeavour Square, London E20 1JN) in the UK. The services provided by PIMCO Europe Ltd are not available to retail investors, who should not rely on this communication but contact their financial adviser. | **PIMCO Europe GmbH (Company No. 192083, Seidlstr. 24-24a, 80335 Munich, Germany)**, **PIMCO Europe GmbH Italian Branch (Company No. 10005170963, via Turati nn. 25/27 (angolo via Cavalieri n. 4), 20121 Milano, Italy)**, **PIMCO Europe GmbH Irish Branch (Company No. 909462, 57B Harcourt Street Dublin D02 F721, Ireland)**, **PIMCO Europe GmbH UK Branch (Company No. FC037712, 11 Baker Street, London W1U 3AH, UK)**, **PIMCO Europe GmbH Spanish Branch (N.I.F. W2765338E, Paseo de la Castellana 43, Oficina 05-111, 28046 Madrid, Spain)** and **PIMCO Europe GmbH French Branch (Company No. 918745621 R.C.S. Paris, 50-52 Boulevard Haussmann, 75009 Paris, France)** are authorised and regulated by the German Federal Financial Supervisory Authority (BaFin) (Marie-Curie-Str. 24-28, 60439 Frankfurt am Main) in Germany in accordance with Section 15 of the German Securities Institutions Act (WpIG). The Italian Branch, Irish Branch, UK Branch, Spanish Branch and French Branch are additionally supervised by: (1) Italian Branch: the Commissione Nazionale per le Società e la Borsa (CONSOB) (Giovanni Battista Martini, 3 - 00198 Rome) in accordance with Article 27 of the Italian Consolidated Financial Act; (2) Irish Branch: the Central Bank of Ireland (New Wapping Street, North Wall Quay, Dublin 1 D01 F7X3) in accordance with Regulation 43 of the European Union (Markets in Financial Instruments) Regulations 2017, as amended; (3) UK Branch: the Financial Conduct Authority (FCA) (12 Endeavour Square, London E20 1JN); (4) Spanish Branch: the Comisión Nacional del Mercado de Valores (CNMV) (Edison, 4, 28006 Madrid) in accordance with obligations stipulated in articles 168 and 203 to 224, as well as obligations contained in Title V, Section I of the Law on the Securities Market (LSM) and in articles 111, 114 and 117 of Royal Decree 217/2008, respectively and (5) French Branch: ACPR/Banque de France (4 Place de Budapest, CS 92459, 75436 Paris Cedex 09) in accordance with Art. 35 of Directive 2014/65/EU on markets in financial instruments and under the surveillance of ACPR and AMF. The services provided by PIMCO Europe GmbH are available only to professional clients as defined in Section 67 para. 2 German Securities Trading Act (WpHG). They are not available to individual investors, who should not rely on this communication. | **PIMCO (Schweiz) GmbH (registered in Switzerland, Company No. CH-020.4.038.582-2, Brandschenkestrasse 41 Zurich 8002, Switzerland)**. The services provided by PIMCO (Schweiz) GmbH are not available to retail investors, who should not rely on this communication but contact their financial adviser. | **PIMCO Asia Pte Ltd** (8 Marina View, #30-01, Asia Square Tower 1, Singapore 018960, Registration No. 199804652K) is regulated by the Monetary Authority of Singapore as a holder of a capital markets services licence and an exempt financial adviser. The asset management services and investment products are not available to persons where provision of such services and products is unauthorised. | **PIMCO Asia Limited** (Suite 2201, 22nd Floor, Two International Finance Centre, No. 8 Finance Street, Central, Hong Kong) is licensed by the Securities and Futures Commission for Types 1, 4 and 9 regulated activities under the Securities and Futures Ordinance. PIMCO Asia Limited is registered as a cross-border discretionary investment manager with the Financial Supervisory Commission of Korea (Registration No. 08-02-307). The asset management services and investment products are not available to persons where provision of such services and products is unauthorised. | **PIMCO Investment Management (Shanghai) Limited**. Office address: Suite 7204, Shanghai Tower, 479 Lujiazui Ring Road, Pudong, Shanghai 200120, China (Unified social credit code: 91310115MA1K41MU72) is registered with Asset Management Association of China as Private Fund Manager (Registration No. P1071502, Type: Other). | **PIMCO Australia Pty Ltd** ABN 54 084 280 508, AFSL 246862. This publication has been prepared without taking into account the objectives, financial situation or needs of investors. Before making an investment decision, investors should obtain professional advice and consider whether the information contained herein is appropriate having regard to their objectives, financial situation and needs. To the extent it involves Pacific Investment Management Co LLC (PIMCO LLC) providing financial services to wholesale clients, PIMCO LLC is exempt from the requirement to hold an Australian financial services licence in respect of financial services provided to wholesale clients in Australia. PIMCO LLC is regulated by the Securities and Exchange Commission under US laws, which differ from Australian laws. | **PIMCO Japan Ltd**, Financial Instruments Business Registration Number is Director of Kanto Local Finance Bureau (Financial Instruments Firm) No. 382. PIMCO Japan Ltd is a member of Japan Investment Advisers Association, The Investment Trusts Association, Japan and Type II Financial Instruments Firms Association. All investments contain risk. There is no guarantee that the principal amount of the investment will be preserved, or that a certain return will be realized; the investment could suffer a loss. All profits and losses incur to the investor. The amounts, maximum amounts and calculation methodologies of each type of fee and expense and their total amounts will vary depending on the investment strategy, the status of investment performance, period of management and outstanding balance of assets and thus such fees and expenses cannot be set forth herein. | **PIMCO Taiwan Limited** is an independently operated and managed company. The reference number of business license of the company approved by the competent authority is (112) Jin Guan Tou Gu Xin Zi No. 015. The registered address of the company is 40F., No.68, Sec. 5, Zhongxiao East Rd., Xinyi District, Taipei City 110, Taiwan (R.O.C.), and the telephone number is +886 2 8729-5500. | **PIMCO Canada Corp.** (199 Bay Street, Suite 2050, Commerce Court Station, P.O. Box 363, Toronto, ON, M5L 1G2) services and products may only be available in certain provinces or territories of Canada and only through dealers authorized for that purpose. | **Note to Readers in Colombia:** This document is provided through the representative office of Pacific Investment Management Company LLC located at Carrera 7 No. 71-52 TB Piso 9, Bogotá D.C. (Promoción y oferta de los negocios y servicios del mercado de valores por parte de Pacific Investment Management Company LLC, representada en Colombia.). **Note to Readers in Brazil:** PIMCO Latin America Administradora de Cartejas Ltda. Av. Brg. Faria Lima, 3477 Itaim Bibi, São Paulo - SP 04538-132 Brazil. **Note to Readers in Argentina:** This document may be provided through the representative office of PIMCO Global Advisors LLC AVENIDA CORRIENTES, 299, Buenos Aires, Argentina. | No part of this material may be reproduced in any form, or referred to in any other publication, without express written permission. PIMCO is a trademark of Allianz Asset Management of America LLC in the United States and throughout the world. ©2024, PIMCO.