

What factors are driving U.S. exceptionalism, and will they last?

In the Loop
May 2024



Key Insights

- U.S. economic growth has outperformed and inflation has been stickier than that of other developed markets recently, leading to divergent monetary policy expectations.
- A slowdown in U.S. GDP and employment growth could lead to narrowing outperformance and congruent monetary policy paths.
- However, a strong labor market in the U.S., as well as fiscal and industrial policy, support longer-term divergence.



Blerina Uruçi
Chief U.S. Economist

Economic growth in the U.S. has outperformed that of other developed markets recently. During 2023, U.S. gross domestic product (GDP) grew by 2.5%. At the same time, the Canadian economy expanded by less than half that pace, at 1.1%. The growth performance of the UK and euro area was even more lackluster by comparison.

Consumer and government spending support growth

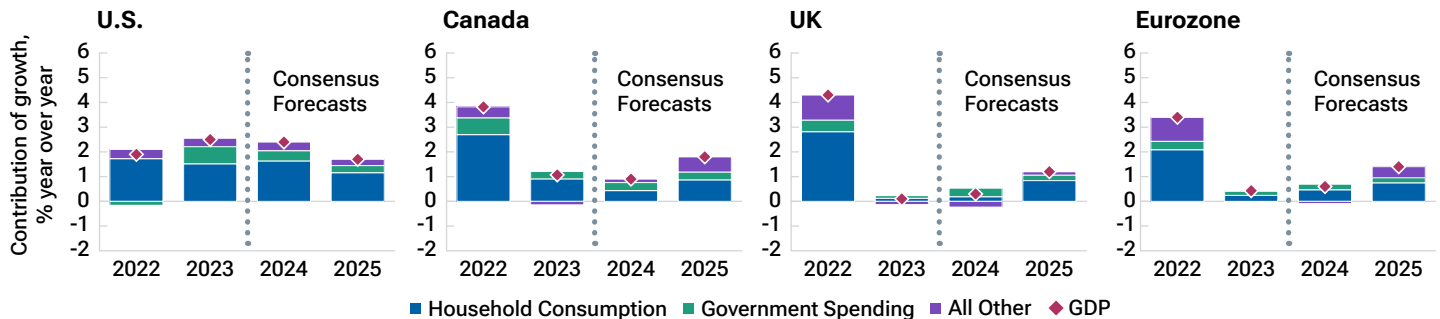
The U.S. consumer has continued to drive growth, supported by a strong labor market. Job vacancies have remained high and labor turnover low as companies have held on to their workers after the extreme difficulties of hiring talent over the past two

years. However, an underappreciated factor has been fiscal policy. Fiscal spending made up almost 30% of U.S. growth last year, with both federal- and state-level expenditures being quite punchy.

Consensus forecasts predict that the U.S. growth outperformance will continue over the medium term, driven by a

Developed markets growth forecasts

(Fig. 1) U.S. growth forecasts exceed other developed markets



As of May 7, 2024.

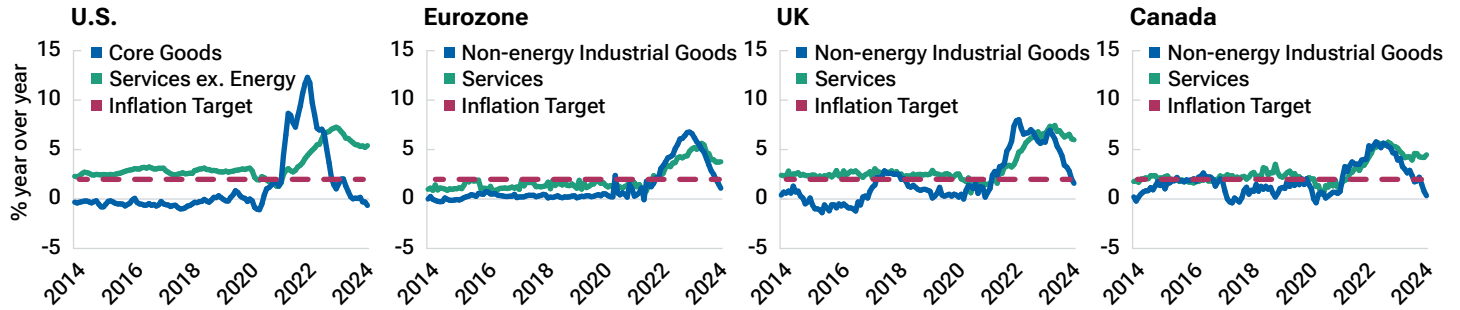
As-of date reflects date of last update since Bloomberg consensus forecasts can change.

Stacked bars show contribution to GDP by each component.

Sources: Bureau of Economic Analysis (U.S.), Statistique Canada (Canada), Office of National Statistics (UK), Statistical Office of the European Communities (eurozone), Bloomberg Finance L.P. Analysis by T. Rowe Price.

Annual inflation in developed markets

(Fig. 2) U.S. core services inflation has been sticky



As of May 7, 2024.

Sources: Bureau of Labor Statistics (U.S), Eurostat (eurozone), Office for National Statistics (UK), Statistique Canada (Canada).

Inflation target = 2%.

similar cocktail of supportive private and government demand. The divergence with other economies is expected to moderate but remains notable, especially with respect to Europe.

Inflation lingering for longer

A corollary of growth outperformance has been slower progress on taming inflation than in other economies. While both core

goods and services inflation have come down significantly from their peaks, core services components in the U.S. have been stubbornly sticky. Strong consumer demand has allowed firms to continue to pass on higher input costs while protecting profit margins. In addition, the rising cost of living has, to some extent, driven workers to successfully negotiate higher wages (recent union wage gains are a prime example) or quit for better prospects elsewhere. The result is strong aggregate

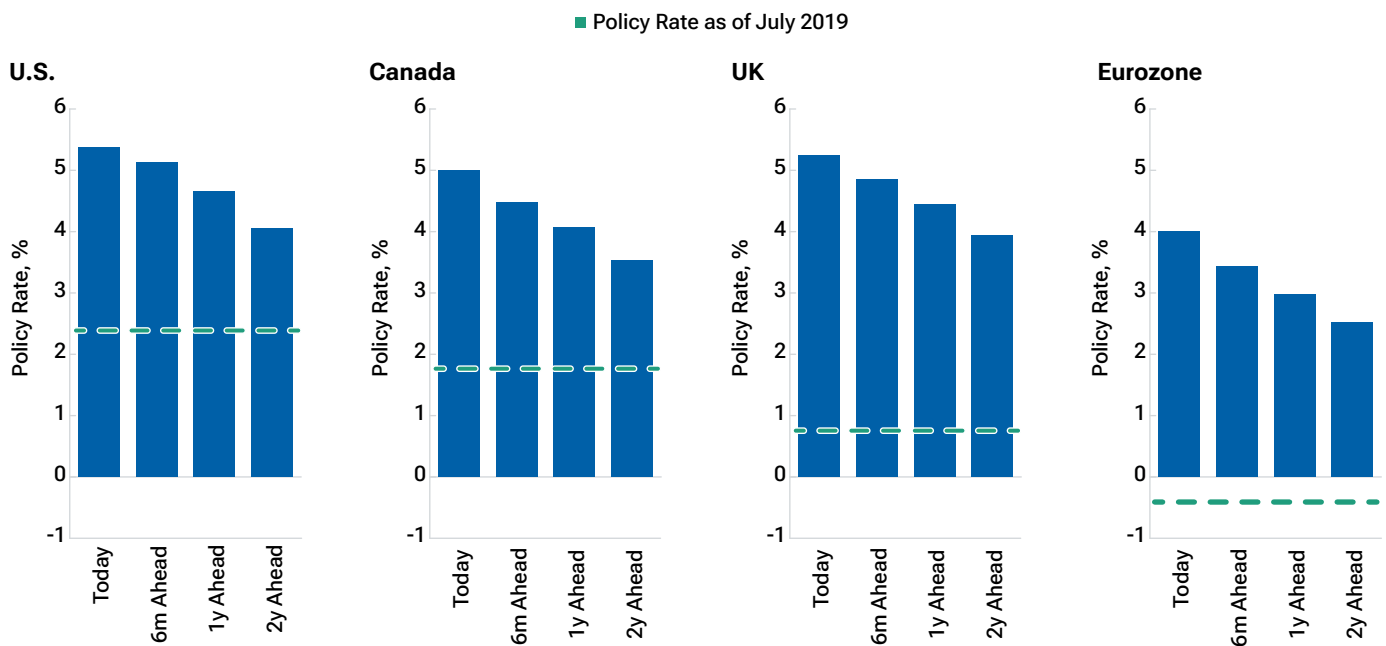
wage growth, although the cumulative rise in wages since the pandemic continues to lag the rise in consumer prices.

Differing monetary policy expectations...

Driven by the divergences in both the growth and inflation outlooks, markets have priced very different monetary policy paths in the U.S. than elsewhere. The U.S.

Annual inflation in developed markets

(Fig. 3) Developed markets rates expected to decline, remain elevated

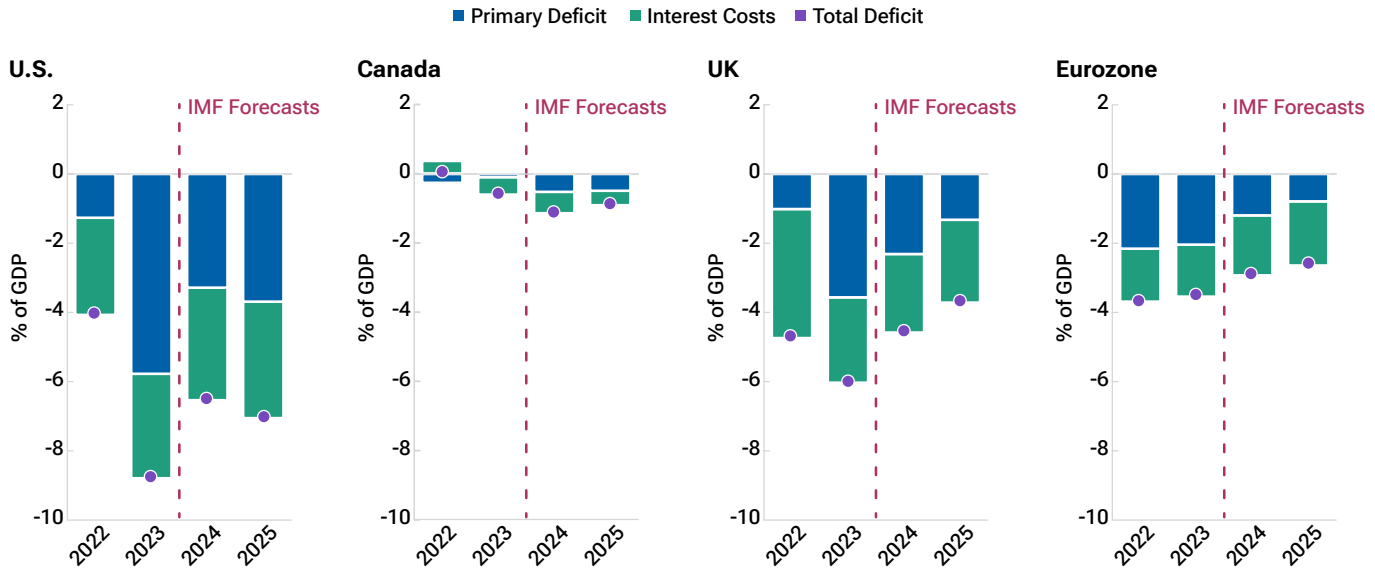


As of May 7, 2024. Actual outcomes may differ materially from forward estimates.

Source: Bloomberg Finance L.P.

Developed markets fiscal deficits

(Fig. 4) Larger U.S. fiscal deficits could support higher rates



As of May 7, 2024. Actual outcomes may differ materially from forward estimates. Source: IMF World Economic Outlook, April 2024.

Federal Reserve is not expected to cut interest rates until the fourth quarter 2024, and the weighted probability of various interest rate paths points to fewer than two cuts for 2024. By comparison, markets expect the European Central Bank to start easing policy in June, the Bank of Canada in July, and the Bank of England in August. While some of these divergences may be justified by very recent data, the current market narrative hangs on a very fragile equilibrium.

...could change quickly

The recent slowing in U.S. GDP and employment growth suggests that the outperformance of the U.S. could taper off. It is also possible that U.S. data beyond employment growth may have been boosted by favorable seasonal elements in the first quarter—meaning that inflation may also moderate in the near term. This could quickly shift the market narrative toward a more dovish outcome for U.S. monetary policy, closing some of the market pricing divergence with other developed markets. It is also possible that the apparent stalling in U.S. inflation during the first quarter could play

out in other economies later this year. The UK economy stands out as being a possible candidate of stickier services inflation given the tightness of the labor market in large part due to a lack of labor supply.

Markets may continue to price a shallower cutting path for the U.S., but there is a common factor across all four economies that is likely to persist. The predicted level of interest rates in two years' time is significantly higher than the prevailing rates before the pandemic. Higher rates for longer has become the consensus, likely driven by a combination of resilient growth and stronger inflation in light of the sharp rise in interest rates since 2022. If this prediction is correct, central banks are less apt to be stuck at the zero lower bound in the next recession and could use balance sheet policy less enthusiastically.

Longer-term divergence could be here to stay

Over the medium term, U.S. exceptionalism appears likely to persist. Labor market dynamism driven by a recent rebound in the supply of prime wage workers will

“ Over the medium term, U.S. exceptionalism appears likely to persist.

– Blerina Uruçi
Chief U.S. Economist

potentially be one factor. A positive labor supply side shock of this magnitude will likely pay dividends through stronger aggregate demand for both goods and services while alleviating some of the acute labor market bottlenecks that built up during the pandemic.

Another factor supporting the outlook for U.S. growth is the persistence of fiscal and industrial policy. The U.S. primary deficit as a share of GDP will be much larger according to International Monetary Fund (IMF) estimates. This combined with stronger investment growth and advancements in artificial intelligence (AI) could boost not only output, but also productivity, which has been disappointing in the U.S. for over a decade. While the

market narrative in the near term may shift toward a less favorable tilt for the U.S. economy, over the medium term, U.S. growth appears set to be stronger than other developed markets for structural reasons, including strong labor supply and investment in tech manufacturing and green energy, as well as AI.

As a result, higher interest rates for longer are also likely to be not only appropriate, but also sustainable. A larger fiscal deficit may contribute to higher interest rates in the U.S. through increased term premia, as investors require greater compensation given heightened uncertainty around the outlook for future debt loads and inflation implied by large fiscal deficits.

T. Rowe Price cautions that economic estimates and forward-looking statements are subject to numerous assumptions, risks, and uncertainties, which change over time. Actual outcomes could differ materially from those anticipated in estimates and forward-looking statements, and future results could differ materially from historical performance. The information presented herein is shown for illustrative, informational purposes only. Any historical data used as a basis for analysis are based on information gathered by T. Rowe Price and from third-party sources and have not been verified. Forecasts are based on subjective estimates about market environments that may never occur. Any forward-looking statements speak only as of the date they are made. T. Rowe Price assumes no duty to, and does not undertake to, update forward-looking statements.

T. Rowe Price identifies and actively invests in opportunities to help people thrive in an evolving world, bringing our dynamic perspective and meaningful partnership to clients so they can feel more confident.

Important Information

This material is being furnished for general informational and/or marketing purposes only. The material does not constitute or undertake to give advice of any nature, including fiduciary investment advice, nor is it intended to serve as the primary basis for an investment decision. Prospective investors are recommended to seek independent legal, financial and tax advice before making any investment decision. T. Rowe Price group of companies including T. Rowe Price Associates, Inc. and/or its affiliates receive revenue from T. Rowe Price investment products and services.

Past performance is not a reliable indicator of future performance. The value of an investment and any income from it can go down as well as up. Investors may get back less than the amount invested.

The material does not constitute a distribution, an offer, an invitation, a personal or general recommendation or solicitation to sell or buy any securities in any jurisdiction or to conduct any particular investment activity. The material has not been reviewed by any regulatory authority in any jurisdiction.

Information and opinions presented have been obtained or derived from sources believed to be reliable and current; however, we cannot guarantee the sources' accuracy or completeness. There is no guarantee that any forecasts made will come to pass. The views contained herein are as of the date written and are subject to change without notice; these views may differ from those of other T. Rowe Price group companies and/or associates. Under no circumstances should the material, in whole or in part, be copied or redistributed without consent from T. Rowe Price.

The material is not intended for use by persons in jurisdictions which prohibit or restrict the distribution of the material and in certain countries the material is provided upon specific request. It is not intended for distribution to retail investors in any jurisdiction.

DISCLOSURE CONTINUES ON THE FOLLOWING PAGE.

Important Information (cont.)

Australia—Issued by T. Rowe Price Australia Limited (ABN: 13 620 668 895 and AFSL: 503741), Level 28, Governor Phillip Tower, 1 Farrer Place, Sydney NSW 2000, Australia. For Wholesale Clients only.

Brunei—This material can only be delivered to certain specific institutional investors for informational purpose only. Any strategy and/or any products associated with the strategy discussed herein has not been authorised for distribution in Brunei. No distribution of this material to any member of the public in Brunei is permitted.

Canada—Issued in Canada by T. Rowe Price (Canada), Inc. T. Rowe Price (Canada), Inc.'s investment management services are only available to Accredited Investors as defined under National Instrument 45-106. T. Rowe Price (Canada), Inc. enters into written delegation agreements with affiliates to provide investment management services.

Colombia, Chile, Mexico, Peru, Uruguay—This material is prepared by T. Rowe Price International Ltd - Warwick Court, 5 Paternoster Square, London, EC4M 7DX which is authorised and regulated by the UK Financial Conduct Authority - and issued and distributed by locally authorized distributors only. For professional investors only.

DIFC—Issued in the Dubai International Financial Centre by T. Rowe Price International Ltd which is regulated by the Dubai Financial Services Authority as a Representative Office. For Professional Clients only.

EEA—Unless indicated otherwise this material is issued and approved by T. Rowe Price (Luxembourg) Management S.à r.l. 35 Boulevard du Prince Henri L-1724 Luxembourg which is authorised and regulated by the Luxembourg Commission de Surveillance du Secteur Financier. For Professional Clients only.

Hong Kong—Issued in Hong Kong by T. Rowe Price Hong Kong Limited, 6/F, Chater House, 8 Connaught Road Central, Hong Kong. T. Rowe Price Hong Kong Limited is licensed and regulated by the Securities & Futures Commission. For Professional Investors only.

Indonesia—This material is intended to be used only by the designated recipient to whom T. Rowe Price delivered; it is for institutional use only. Under no circumstances should the material, in whole or in part, be copied, redistributed or shared, in any medium, without prior written consent from T. Rowe Price. No distribution of this material to members of the public in any jurisdiction is permitted.

Korea—This material is intended only to Qualified Professional Investors. Not for further distribution.

Mainland China—This material is provided to qualified investors only. No invitation to offer, or offer for, or sale of, the shares will be made in the mainland of the People's Republic of China ("Mainland China", not including the Hong Kong or Macau Special Administrative Regions or Taiwan) or by any means that would be deemed public under the laws of the Mainland China. The information relating to the strategy contained in this material has not been submitted to or approved by the China Securities Regulatory Commission or any other relevant governmental authority in the Mainland China. The strategy and/or any product associated with the strategy may only be offered or sold to investors in the Mainland China that are expressly authorized under the laws and regulations of the Mainland China to buy and sell securities denominated in a currency other than the Renminbi (or RMB), which is the official currency of the Mainland China. Potential investors who are resident in the Mainland China are responsible for obtaining the required approvals from all relevant government authorities in the Mainland China, including, but not limited to, the State Administration of Foreign Exchange, before purchasing the shares. This document further does not constitute any securities or investment advice to citizens of the Mainland China, or nationals with permanent residence in the Mainland China, or to any corporation, partnership, or other entity incorporated or established in the Mainland China.

Malaysia—This material can only be delivered to specific institutional investor. This material is solely for institutional use and for informational purposes only. This material does not provide investment advice or an offering to make, or an inducement or attempted inducement of any person to enter into or to offer to enter into, an agreement for or with a view to acquiring, disposing of, subscribing for or underwriting securities. Nothing in this material shall be considered a making available of, solicitation to buy, an offering for subscription or purchase or an invitation to subscribe for or purchase any securities, or any other product or service, to any person in any jurisdiction where such offer, solicitation, purchase or sale would be unlawful under the laws of Malaysia.

New Zealand—Issued by T. Rowe Price Australia Limited (ABN: 13 620 668 895 and AFSL: 503741), Level 28, Governor Phillip Tower, 1 Farrer Place, Sydney NSW 2000, Australia. No Interests are offered to the public. Accordingly, the Interests may not, directly or indirectly, be offered, sold or delivered in New Zealand, nor may any offering document or advertisement in relation to any offer of the Interests be distributed in New Zealand, other than in circumstances where there is no contravention of the Financial Markets Conduct Act 2013.

Philippines—ANY STRATEGY AND/ OR ANY SECURITIES ASSOCIATED WITH THE STRATEGY BEING DISCUSSED HEREIN HAVE NOT BEEN REGISTERED WITH THE SECURITIES AND EXCHANGE COMMISSION UNDER THE SECURITIES REGULATION CODE. ANY FUTURE OFFER OR SALE OF THE STRATEGY AND/ OR ANY SECURITIES IS SUBJECT TO REGISTRATION REQUIREMENTS UNDER THE CODE, UNLESS SUCH OFFER OR SALE QUALIFIES AS AN EXEMPT TRANSACTION.

Singapore—Issued by T. Rowe Price Singapore Private Ltd. (UEN: 201021137E), 501 Orchard Rd, #10-02 Wheelock Place, Singapore 238880. T. Rowe Price Singapore Private Ltd. is licensed and regulated by the Monetary Authority of Singapore. For Institutional and Accredited Investors only.

South Africa—Issued in South Africa by T. Rowe Price International Ltd (TRPIL), Warwick Court, 5 Paternoster Square, London EC4M 7DX, is an authorised financial services provider under the Financial Advisory and Intermediary Services Act, 2002 (Financial Services Provider (FSP) Licence Number 31935), authorised to provide "intermediary services" to South African Investors. TRPIL's Complaint Handling Procedures are available to clients upon request. The Financial Advisory and Intermediary Services Act Ombud in South Africa deals with complaints from clients against FSPs in relation to the specific services rendered by FSPs. The contact details are noted below: Telephone: +27 12 762 5000, Web: www.faisombud.co.za, Email: info@faisombud.co.za

Switzerland—Issued in Switzerland by T. Rowe Price (Switzerland) GmbH, Talstrasse 65, 6th Floor, 8001 Zurich, Switzerland. For Qualified Investors only.

Taiwan—This does not provide investment advice or recommendations. Nothing in this material shall be considered a solicitation to buy, or an offer to sell, a security, or any other product or service, to any person in the Republic of China.

Thailand—This material has not been and will not be filed with or approved by the Securities Exchange Commission of Thailand or any other regulatory authority in Thailand. The material is provided solely to "institutional investors" as defined under relevant Thai laws and regulations. No distribution of this material to any member of the public in Thailand is permitted. Nothing in this material shall be considered a provision of service, or a solicitation to buy, or an offer to sell, a security, or any other product or service, to any person where such provision, offer, solicitation, purchase or sale would be unlawful under relevant Thai laws and regulations.

UK—This material is issued and approved by T. Rowe Price International Ltd, Warwick Court, 5 Paternoster Square, London EC4M 7DX which is authorised and regulated by the UK Financial Conduct Authority. For Professional Clients only.

USA—Issued in the USA by T. Rowe Price Associates, Inc., 100 East Pratt Street, Baltimore, MD, 21202, which is regulated by the U.S. Securities and Exchange Commission. For Institutional Investors only.

© 2024 T. Rowe Price. All Rights Reserved. T. ROWE PRICE, INVEST WITH CONFIDENCE, and the Bighorn Sheep design are, collectively and/or apart, trademarks of T. Rowe Price Group, Inc.