



Insurance AUM Journal

THE INDUSTRY'S RESOURCE HUB

Q3 2021



Introducing

The Insurance AUM Professional Development Series

INTERVIEWS FEATURING

Jon Little, Alderwood Capital • Meghan Siripurapu, Meraki Global Advisors
Paul Norris, Conning • Bernie Ryan & David Stack, DWS • Max Swango, Invesco

Dedicated to Insurance Investment Professionals

WELLINGTON MANAGEMENT®

2021

www.wellington.com/en

Insurers have been building investment partnerships with Wellington since 1975. With \$154 bn assets under management as of 31 March 2021, our goals since then have remained evergreen – to exceed the investment objectives and service expectations of our clients. As an integral part of Wellington’s global investment platform, our dedicated Financial Reserves team offers a breadth and depth of resources and experience to serve our insurance clients as a go-to thought partner, risk manager, and trusted advisor for complex investment challenges.

Rich Coffman, *Americas*
rmcoffman@wellington.com, +1 617 951 5311

Max Davies, *CFA, APAC*
mdavies@wellington.com, +852 2846 6011

Sarah Marschok, *Americas*
smmarschok@wellington.com, +1 617 790 7170

Bob Sharma, *CFA, EMEA*
bssharma@wellington.com, +44 20 7126 6068



Insurance AUM Journal
THE INDUSTRY'S RESOURCE HUB



Tim Antonelli, CFA, FRM
Multi-Asset
Insurance Strategist



Daniel Cook, CFA
Investment
Strategy Analyst

Third Quarter 2021

Multi-asset views for insurers

| Asset class | View |
|--------------------------|--------------------|
| Reserve assets | |
| Investment-grade credit | Moderately bearish |
| Securitized assets | Neutral |
| US government | Neutral |
| Europe government | Bearish |
| Japan government | Neutral |
| Surplus assets | |
| High yield | Moderately bearish |
| Bank loans | Moderately bullish |
| Emerging market debt | Moderately bullish |
| US equities | Neutral |
| Europe equities | Bullish |
| Japan equities | Neutral |
| Emerging market equities | Moderately bullish |
| Commodities | Moderately bullish |

As of June 2021 | Views expressed have a 6 – 12 month horizon and are those of the authors and Wellington Management’s Investment Strategy Team. Views are as of the date indicated, are based on available information, and are subject to change without notice. The authors’ process has been updated to incorporate a wider set of inputs from the Investment Strategy Team; changes in views will be included again starting next quarter. Individual portfolio management teams may hold different views and may make different investment decisions for different clients. This material is not intended to constitute investment advice or an offer to sell, or the solicitation of an offer to purchase shares or other securities | Source: Wellington Management

FOR PROFESSIONAL OR
INSTITUTIONAL INVESTORS ONLY

MULTI-ASSET VIEWS FOR INSURERS

The rising tide of inflation: Risks and opportunities for insurers

KEY POINTS

- COVID vaccination progress and ample policy support make us confident in taking a more pro-risk stance, but persistent inflation concerns curb our enthusiasm somewhat.
- Interest rates could keep rising, especially in Europe, where we see the sharpest acceleration in vaccination rates and economies reopening — an outcome that insurers welcome after years of low reinvestment rates.
- Within equities, we prefer Europe, where we expect improvement in domestic economies, and emerging markets, which should benefit the most from a reflating global economy.
- Recent inflationary pressures are likely to persist, which may benefit many global commodities but could potentially pose a headwind for some other asset classes going forward.
- Downside risks include a spike in interest rates, more COVID-related lockdowns, or policy mistakes. Upside risks include a lift in inflation-capping productivity or broader and more sustainable reopenings than expected.

THERE IS A GROWING SENSE THAT THE WORLD IS “GETTING BACK TO NORMAL,” AND WHAT A RELIEF IT IS! WE SEE MORE PEOPLE VENTURING OUT, DINING AT RESTAURANTS, STAYING AT HOTELS, RETURNING TO THEIR NON-HOME OFFICES, AND MORE. Unfortunately, many countries are still dealing with more contagious and virulent mutations of COVID-19 and lower vaccination rates. But in aggregate, the global economy is recovering with the aid of accommodative fiscal and monetary policy, supporting the strong performance of risk assets and the continued rotation from growth to value.

Inflation is the bogeyman now. US inflation leapt 5% in May from a year earlier, well above the Federal Reserve (Fed) forecast for 2021. “Transitory versus persistent” was the central debate at the June Federal Open Market Committee meeting, with recognition of the upside risks to inflation accelerating the Fed’s tightening path from zero rate hikes in 2023 to two anticipated hikes in 2023. Even though the market has priced in earlier hikes, the Fed’s base case is that temporary factors and base effects are still distorting inflation prints. We see an elevated risk that supply/demand imbalances in labor and commodity prices may become more persistent. In housing, for example, structural drivers are contributing to higher prices and could feed into rents 12 – 18 months from now (**FIGURE 1**).

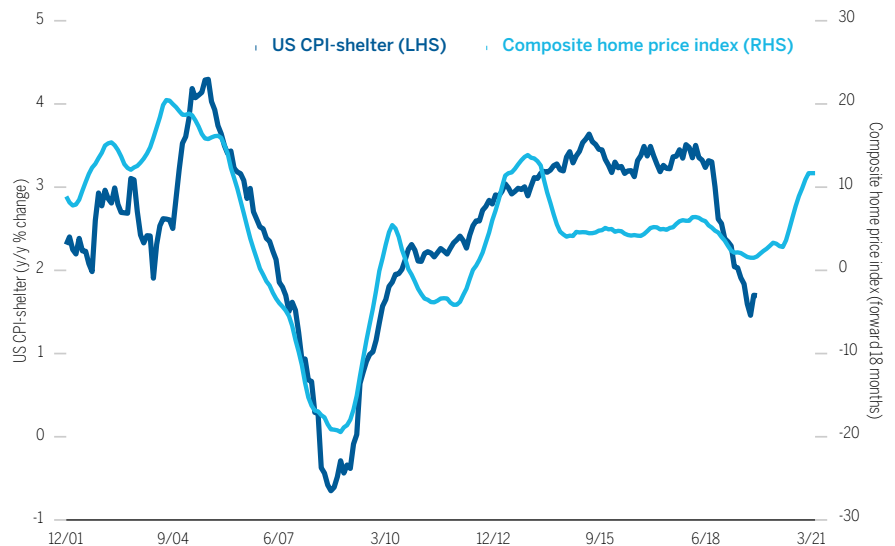


Rising inflation supports our value-oriented tilts toward non-US equity markets, smaller caps, and cyclical sectors such as financials, consumer discretionary, materials, and industrials.

FIGURE 1

Persistent inflation could show up in rents

US CPI-shelter and composite home price index



US CPI-shelter: US CPI Urban Consumers Shelter SA; Composite home price index: S&P Corelogic Case-Shiller 10-City Composite Home Price NSA Index | Chart data: December 2001 – April 2021

Against this backdrop, we continue to maintain a pro-risk stance, but it is tempered by a worse growth/inflation trade-off. Within equities, we are bullish on Europe, which we believe is on the cusp of an economic acceleration, and moderately bullish on emerging markets (EM), given their leverage to an improving global cycle and strong commodity prices, as well as continued US dollar weakness. We remain moderately bearish on government bonds, especially in Europe, where negative rates are particularly vulnerable to an improving cycle. Credit spreads are generally rich, but we find some value in bank loans, as well as EM sovereign and local debt.

Rising inflation supports our value-oriented tilts toward non-US equity markets, smaller caps, and cyclical sectors such as financials, consumer discretionary, materials, and industrials. Within commodities, we favor energy and industrial metals, which have historically been more sensitive to rising inflation than equities and can potentially help hedge against a rise in interest rates.

Of course, insurers face business implications from higher-than-anticipated inflation, above and beyond their investments. On the underwriting side of the house, if loss reserves on the balance sheet did not consider materially higher inflation when the claim was incurred, or when the product was originally priced for sale, the reserve could prove too low to cover the claims payment itself when due. This will be a critical story to follow in the coming months.



EM debt spreads have lagged the spread tightening in other sectors. We think the outlook for EM will begin to brighten as these countries receive vaccines and benefit from global growth and stimulus.

Finding value in fixed income

The Fed's more hawkish stance is likely to keep US long-term interest rates range-bound over our 6 – 12 month time horizon. We expect the Fed and the European Central Bank (ECB) to remain accommodative and to very cautiously begin their “tapering” processes sometime around year-end 2021 or early 2022. Still, we think inflation will likely increase more than central banks are forecasting. This could pressure global rates higher. Europe's negative rate structure seems particularly vulnerable in the face of its accelerating nominal growth.

We think credit valuations are rich, with most spreads well inside of median levels since inception of the indexes (FIGURE 2). That said, default rates continue to decline and demand technicals remain strong, driven by demand from Europe and Asia, as well as from US pension funds seeking long-duration assets to lock in their improved funded status.

Within credit, we prefer short-duration sectors, such as bank loans and certain areas of the securitized market. We continue to view securitized assets as a way to express a positive view on residential housing, but remain cautious on commercial property, such as malls and offices, where the outlook is more uncertain. Low mortgage rates, declining unemployment, and millennials' growing demand for housing continue to be potential tailwinds for sectors such as workforce housing and credit-risk transfer. Insurers continue to capitalize on this part of the bond market, as securitizations have grown as a percentage of US insurers' fixed income as of year-end 2020 (FIGURE 3).

EM debt spreads have lagged the spread tightening in other sectors. We think the outlook for EM will begin to brighten as these countries receive vaccines and benefit from global growth and stimulus. While EM central banks are actually hiking rates to tamp down inflation, we expect currency gains to contribute to local-debt performance.

FIGURE 2

Most credit spreads are rich

Option-adjusted spreads, 21 June 2021 (bps)

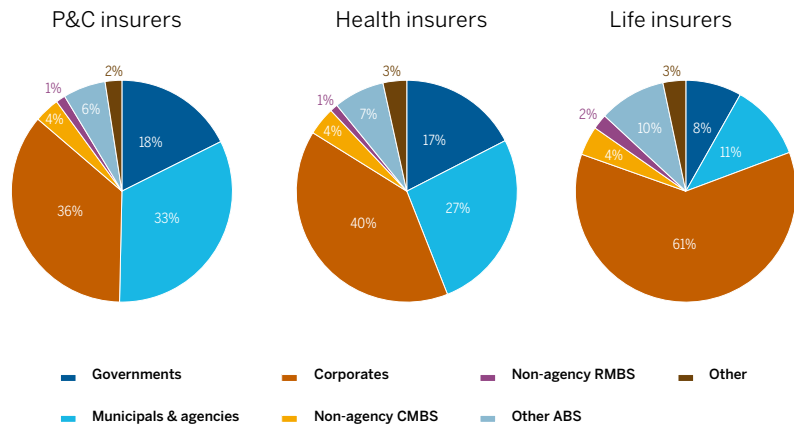
| | Current | Percentile since inception (%) | Median | Low | Inception date |
|---------------|---------|--------------------------------|--------|-----|------------------|
| US corporates | 82 | 19 | 112 | 51 | 30 June 1989 |
| US high yield | 281 | 6 | 441 | 233 | 31 January 1994 |
| EM debt | 351 | 39 | 386 | 149 | 31 December 1994 |
| US CMBS | 54 | 0 | 104 | 13 | 30 June 1999 |

PAST RESULTS ARE NOT NECESSARILY INDICATIVE OF FUTURE RESULTS AND AN INVESTMENT CAN LOSE VALUE. | Sources: Bloomberg, Wellington Management



Within credit, we prefer short-duration sectors, such as bank loans and certain areas of the securitized market.

FIGURE 3
US insurance industry: Bond sector allocations as of year-end 2020



Sources: Statutory financials, S&P Global Market Intelligence. Chart data as of 31 December 2020. "Other" includes affiliated, bank loans, bond funds rated by SVO, and hybrids.

Equities: More room to run

Among equity regions, we favor Europe, where we expect the sharpest increase in vaccinations (after a sluggish start) and economic growth, and where we find valuations relatively attractive. Leading economic indicators suggest the consumer sector may soon be booming, joining an already strong manufacturing sector.

While we are moderately bullish on EM equities broadly, we see pockets of value and, as always, believe EM country, sector, and issuer differentiation will be key. In Asia, we are hopeful that the Chinese credit impulse will hold up and think net commodity exporters throughout the EM complex could benefit from higher commodity prices and better terms of trade.

We are neutral on US and Japanese equities. While we are quite optimistic about the US economy, its equity indices tend to be dominated by growth-heavy, interest-rate sensitive, and expensive stocks. We are also mindful of a potential increase in corporate tax rates, which could hamper earnings. We prefer value-oriented equities in the US, as well as smaller caps, which are typically more sensitive to changes in economic growth and less sensitive to rising rates. Similar to Europe and EM, Japan stands to benefit from a stronger global cycle. However, we are less optimistic about any domestic catalyst pushing Japanese equities upward and prefer Europe and EM.

Across factors and styles, we generally prefer value-oriented companies that can do well in a higher growth and interest-rate environment. While value has generally outperformed growth since September 2020, it still has a wide gap to close after lagging dramatically over the past decade (FIGURE 4).

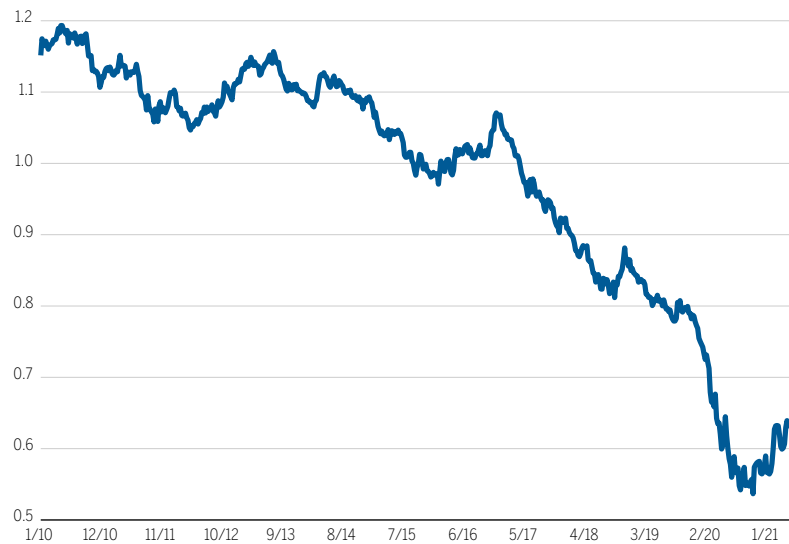


We continue to see higher commodity prices as one source of inflation, given broad supply/demand imbalances across energy, metals, and agriculture.

FIGURE 4

Value has ample room to outperform

Value/growth, Russell 1000 indices



Source: Bloomberg | Chart data: 2 January 2010 – 28 May 2021

Commodities: Cyclical and structural factors underpinning performance

We continue to see higher commodity prices as one source of inflation, given broad supply/demand imbalances across energy, metals, and agriculture. As discussed last quarter, there are also structural changes that appear to be making commodity prices more inelastic. First, capital expenditures have been on a downtrend for the past decade, after a period of overspending and underdelivering on long-term projects (FIGURE 5). Second, amid the transition to a lower-carbon world, areas like metals and agriculture are facing higher costs and potentially lower supply due to climate-related goals.

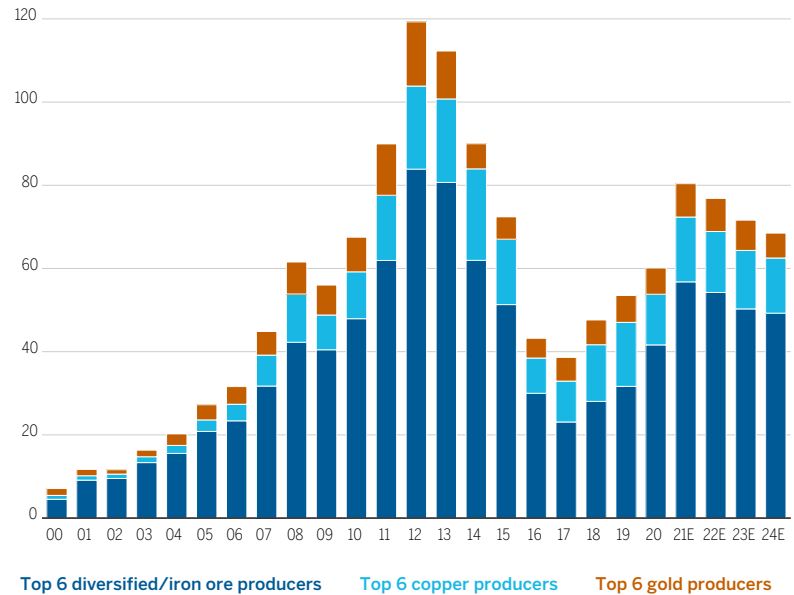


We think central banks will be extremely careful in how they communicate, but bumps could occur along the way, as markets may be sensitive to any perceived change in policy support.

FIGURE 5

Commodities: Lack of capex may inhibit production

Capex by the top 6 iron ore, copper, and gold producers (USD billions)



Source: Bloomberg | Actual results may differ, perhaps significantly, from estimates | Chart data: actual: 2000 – 2020; estimated: 2021 – 2024

Risks

We think the inflation debate will be the market’s primary focus in the coming months. A policy mistake in which the Fed allows inflation expectations to rise and then has to play “catch up” could be negative for risk assets. However, as noted, we expect the Fed and ECB to announce their tapering plans in the fall. We think central banks will be extremely careful in how they communicate, but bumps could occur along the way, as markets may be sensitive to any perceived change in policy support. The tapering theme and the prospect of less fiscal support in the second half of this year may cap total returns in risk assets and are the main reasons we are only moderately bullish on developed market equities.

Another risk is the potential for COVID variants to spread further and disrupt the global recovery. We are also monitoring the global cycle impact of tightening financial conditions in China.

On the upside, global markets may be underestimating the Fed’s commitment to its new average-inflation-targeting policy. A scenario could unfold in which interest rates remain anchored at low levels for longer than anticipated and risk assets ramp considerably higher.

Finally, governments are spending on traditional and technological infrastructure after many years of underinvestment. Targeted investments could boost productivity and cap inflation because higher revenues can absorb increased wages without the need for higher prices.

About the authors

Tim Antonelli identifies, shares, and acts on major business trends affecting global insurers and their investments across asset classes. He interacts regularly with a range of insurance industry regulatory bodies, rating agencies, and trade organizations worldwide.

Daniel Cook analyzes and interprets markets and translates this work into investment insights. He researches investment ideas for portfolio managers and consults with clients on tactical and strategic asset allocation.

Investment implications

Count on high-quality bond allocations for stability — While our views tilt toward an economic recovery, we think it is still prudent to maintain an allocation to high-quality bonds in case of a sharp equity sell-off. We think municipal bonds play a strategic role for taxable investors, especially given the trend toward greater federal spending. US investors could also consider expanding their investment-grade fixed income universe abroad to seek value.

Get more selective in credit — Most spreads are rich, but we don't see a catalyst for them widening much from here. We see the best risk/reward potential in sectors like bank loans, CLOs, and residential-housing-oriented structured credit. We think EM sovereign and local debt also offer better upside potential from a spread and currency perspective.

Stick with value — We remain in the recovery phase of the cycle, and the risk of inflation and higher rates points to potential outperformance in value-oriented exposures such as non-US equities, smaller-cap stocks, and cyclical sectors like financials, materials, and industrials. We think there are attractive opportunities in select energy companies that have strong plans for navigating the transition to a lower-carbon economy. This remains an area ripe for ESG integration in an insurer's investment policy statement.


Pursue inflation protection with commodities — Inflation may reach higher levels or be more persistent than many asset allocators expect. While value-oriented equities may provide some protection, commodities (excluding precious metals) have historically been the most inflation-sensitive asset class. However, due to punitive capital treatment (both regulatory and rating agency-based), insurers may instead opt for the combination of equities and real estate assets. Direct real estate and mortgage loan investments have been popular target investments over the past five years. ■

LEARN MORE

To learn more about our insurance capabilities and get our latest research, white papers, and videos, visit wellington.com/en/insurers or contact:



Rich Coffman
US
rmcoffman@
wellington.com
(617) 951-5311



Sarah Marschok
US
smmarschok@
wellington.com
(617) 790-7170



Jon Wagenseller, CFA
Bermuda
jwagenseller@
wellington.com
(617) 289-3805



Bob Sharma, CFA
EMEA
bssharma@
wellington.com
+44 20 7126 6068



James Bradbury
EMEA
jbradbury@
wellington.com
+44 20 7126 6464



Max Davies, CFA
APAC
mdavies@
wellington.com
+852 2846 6011



Kazuya Yuasa
Japan
kyuasa@
wellington.com
+81 3 5533 0016



Ben Kelly
Australia and
New Zealand
bmkelly@
wellington.com
+61 2 8233 6488



Ai Lin Lee, CFA
Southeast Asia
ailee@
wellington.com
+65 6428 0123



Aster Kwok
Hong Kong and
Taiwan
apkwok@
wellington.com
+852 2846 6018



Yan Yang, CFA
China
yyang@
wellington.com
+852 2846 8338



Sally Zhao, CFA
China
cazhao@
wellington.com
+852 2846 6078



Hyejin Park, CAIA
Korea
hpark@
wellington.com
+852 9628 0696

www.wellington.com

Wellington Management Company LLP (WMC) is an independently owned investment adviser registered with the US Securities and Exchange Commission (SEC). WMC is also registered with the US Commodity Futures Trading Commission (CFTC) as a commodity trading advisor (CTA) and serves as a CTA to certain clients including commodity pools operated by registered commodity pool operators. WMC provides commodity trading advice to all other clients in reliance on exemptions from CTA registration. WMC, along with its affiliates (collectively, Wellington Management), provides investment management and investment advisory services to institutions around the world. Located in Boston, Massachusetts, Wellington Management also has offices in Chicago, Illinois; Radnor, Pennsylvania; San Francisco, California; Frankfurt; Hong Kong; London; Luxembourg; Milan; Shanghai; Singapore; Sydney; Tokyo; Toronto; and Zurich. ■ This material is prepared for, and authorized for internal use by, designated institutional and professional investors and their consultants or for such other use as may be authorized by Wellington Management. This material and/or its contents are current at the time of writing and may not be reproduced or distributed in whole or in part, for any purpose, without the express written consent of Wellington Management. This material is not intended to constitute investment advice or an offer to sell, or the solicitation of an offer to purchase shares or other securities. Investors should always obtain and read an up-to-date investment services description or prospectus before deciding whether to appoint an investment manager or to invest in a fund. Any views expressed herein are those of the author(s), are based on available information, and are subject to change without notice. Individual portfolio management teams may hold different views and may make different investment decisions for different clients

In Canada, this material is provided by Wellington Management Canada uLC, a British Columbia unlimited liability company registered in the provinces of Alberta, British Columbia, Manitoba, New Brunswick, Newfoundland and Labrador, Nova Scotia, Ontario, Prince Edward Island, Quebec, and Saskatchewan in the categories of Portfolio Manager and Exempt Market Dealer. ■ In Europe (excluding the United Kingdom and Switzerland), this material is provided by Wellington Management Europe GmbH (WME) which is authorized and regulated by the German Federal Financial Supervisory Authority (Bundesanstalt für Finanzdienstleistungsaufsicht – BaFin). This material may only be used in countries where WME is duly authorized to operate and is only directed at eligible counterparties or professional clients as defined under the German Securities Trading Act. This material does not constitute investment advice, a solicitation to invest in financial instruments or information recommending or suggesting an investment strategy within the meaning of Section 85 of the German Securities Trading Act (Wertpapierhandelsgesetz). ■ In the United Kingdom, this material is provided by Wellington Management International Limited (WMIL), a firm authorized and regulated by the Financial Conduct Authority (FCA) in the UK (Reference number: 208573). This material is directed only at eligible counterparties or professional clients as defined under the rules of the FCA. ■ In Switzerland, this material is provided by Wellington Management Switzerland GmbH, a firm registered at the commercial register of the canton of Zurich with number CH-020.4.050.857-7. This material is directed only at Qualified Investors as defined in the Swiss Collective Investment Schemes Act and its implementing ordinance. ■ In Hong Kong, this material is provided to you by Wellington Management Hong Kong Limited (WM Hong Kong), a corporation licensed by the Securities and Futures Commission to conduct Type 1 (dealing in securities), Type 2 (dealing in futures contracts), Type 4 (advising on securities), and Type 9 (asset management) regulated activities, on the basis that you are a Professional Investor as defined in the Securities and Futures Ordinance. By accepting this material you acknowledge and agree that this material is provided for your use only and that you will not distribute or otherwise make this material available to any person. Wellington Investment Management (Shanghai) Limited is a wholly-owned entity and subsidiary of WM Hong Kong. ■ In Singapore, this material is provided for your use only by Wellington Management Singapore Pte Ltd (WM Singapore) (Registration Number 201415544E). WM Singapore is regulated by the Monetary Authority of Singapore under a Capital Markets Services Licence to conduct fund management activities and is an exempt financial adviser. By accepting this material you represent that you are a non-retail investor and that you will not copy, distribute or otherwise make this material available to any person. ■ In Australia, Wellington Management Australia Pty Ltd (WM Australia) (ABN19 167 091 090) has authorized the issue of this material for use solely by wholesale clients (as defined in the Corporations Act 2001). By accepting this material, you acknowledge and agree that this material is provided for your use only and that you will not distribute or otherwise make this material available to any person. Wellington Management Company llp is exempt from the requirement to hold an Australian financial services licence (AFSL) under the Corporations Act 2001 in respect of financial services provided to wholesale clients in Australia, subject to certain conditions. Financial services provided by Wellington Management Company llp are regulated by the SEC under the laws and regulatory requirements of the United States, which are different from the laws applying in Australia. ■ In Japan, Wellington Management Japan Pte Ltd (WM Japan) (Registration Number 199504987R) has been registered as a Financial Instruments Firm with registered number: Director General of Kanto Local Finance Bureau (Kin-Sho) Number 428. WM Japan is a member of the Japan Investment Advisers Association (JIAA), the Investment Trusts Association, Japan (ITA) and the Type II Financial Instruments Firms Association (T2FIFA). ■ WMIL, WM Hong Kong, WM Japan, and WM Singapore are also registered as investment advisers with the SEC; however, they will comply with the substantive provisions of the US Investment Advisers Act only with respect to their US clients.

©2021 Wellington Management Company LLP. All rights reserved.

539105_5

Dedicated to
Insurance Investment Professionals

Insurance AUM Journal

insuranceaum.com
journal@insuranceaum.com
847.868.0044

